

Red Robins

Monday 24th April 2023

This week's homework is numeracy. Could you have a go at completing the worksheet, practising everything we have learnt so far.

Section 6
Write a maths statement for this picture.

$\square + \square = \square$

Section 7
1 have 5 flowers.
3 flowers are red.
The rest are blue.
How many flowers are blue?

Section 8
How much money is here?

Section 3
Partition these numbers.

Section 4
Order the numbers from smallest to largest.

6 12 4 9

Section 5
Use these signs < or > to make these statements true.

3 9 12 7

6 8

Section 1
Draw a line to match up the numbers and the words.

7	fifteen
15	twenty-two
22	four
4	seven

Section 2
Fill in the missing numbers.

14 = ten + ones

18 = ten + ones


12 = ten + ones

Monday 24th April 2023


This week's homework is numeracy. Could you have a go at completing the worksheet, practising everything we have learnt so far.

Section 7
Which unit would you use to measure these objects?


m / cm




m / cm



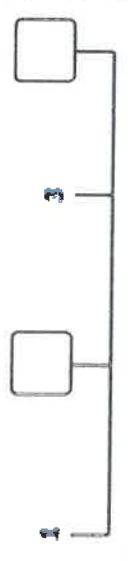
m / cm



Section 8
A juggler is juggling 6 balls. He drops 1 of the balls. How many is he juggling now?



Section 4
Put the missing numbers on the number line.



Section 5
What numbers come next in the sequence?

16, 15, 14, , , .

Section 6
Add 2 more to each number.

18 $\xrightarrow{\quad}$

11 $\xrightarrow{\quad}$

22 $\xrightarrow{\quad}$


Section 1

$8 + 2 =$

$7 + 3 =$

$1 + 9 =$

Section 2
Use a ruler to measure this line in cm.



The line is

Section 3

$9 - 2 =$

$5 - 3 =$

$7 - 1 =$

Monday 24th April 2023

This week's homework is numeracy. Could you have a go at completing the worksheet, practising everything we have learnt so far.



Section 4
Use the < or > signs to compare these numbers:

<input type="text"/>	<input type="text"/>
10	15
<input type="text"/>	<input type="text"/>
3	8

Section 3



<input type="text"/>	<input type="text"/>
$2 \times 2 =$	$2 \times 4 =$
<input type="text"/>	<input type="text"/>

Section 2
Complete the addition number sentence below to work out the total number of cookies.


	+	<input type="text"/>	=	<input type="text"/>
		<input type="text"/>		<input type="text"/>

Section 1
Count back in 2s from this number:


<input type="text"/>	<input type="text"/>	<input type="text"/>	<input type="text"/>	<input type="text"/>	<input type="text"/>	<input type="text"/>
14						

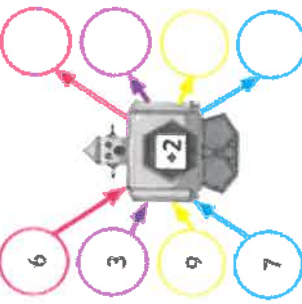
Section 8
What time is it?



Section 7
What fraction of the pizza has been coloured in?



Section 6
Work these out mentally:



Section 5
How many ones in these numbers?

12	<input type="text"/>	ones
8	<input type="text"/>	ones
23	<input type="text"/>	ones
16	<input type="text"/>	ones

Purple Penguins

Monday 24th April 2023

This week's homework is numeracy. Could you have a go at completing the worksheet, practising everything we have learnt so far.

Section 5
A square has how many corners?

Section 8
If $28 = 20 + 8$, then $31 =$

Section 4


$14 + \square = 20$

$17 + \square = 25$

$18 - \square = 9$


Section 7
Carry on the sequence.

45, 55, 65, , ,




Section 3
What number is five less than 21?

Section 2
Alice has 20p. Sweets cost 5p each. How many can she buy?








Section 1
Fill in the missing numbers.

20, 18, , , 12,



Section 6
Tick the sphere.

	<input type="checkbox"/>
	<input type="checkbox"/>
	<input type="checkbox"/>
	<input type="checkbox"/>
	<input type="checkbox"/>