

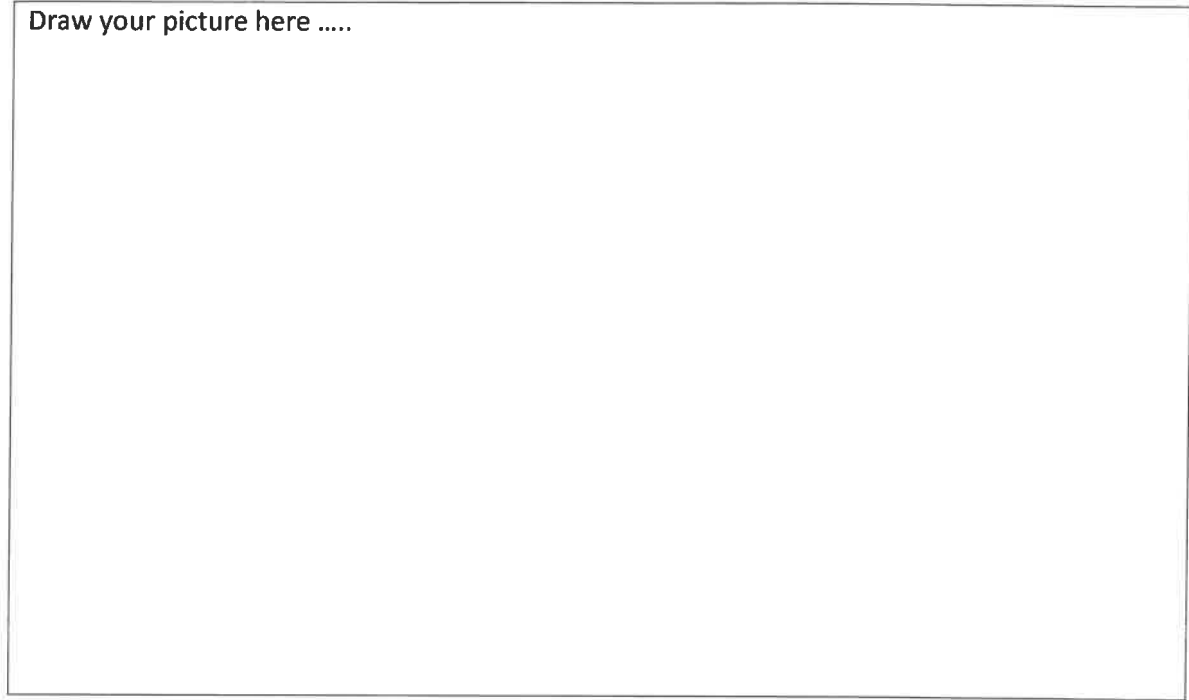
Draw your picture here



Now write down your thoughts

Superheroes

Draw your picture here






Now write down your thoughts

Wizards




1 Less 1 More

Can you find 1 less and 1 more than the number shown?






1 Less 1 More

Can you find 1 less and 1 more than the number shown?



1 Less 1 More

Can you find 1 less and 1 more than the number shown?





Labelling Materials

I can identify and name different materials.



Match the label to the same material.

plastic



metal



glass



wood



rock



water



Photos courtesy of Infomastern, DaveBleasdale, woodleywonderworks, stebulus, Colynn and Bart Kuik (@flickr.com) - granted under creative commons licence - attribution

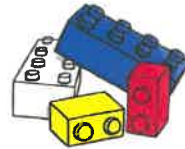


Labelling Materials

I can identify and name different materials.



Write the name of the material shown in the picture. Use the words at the bottom to help you.



glass

plastic

metal

wood

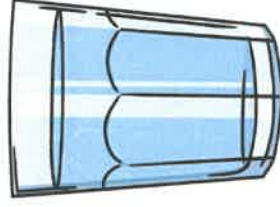
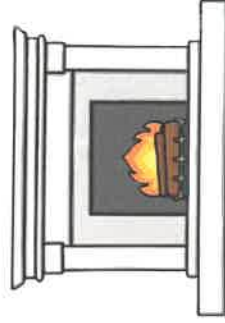
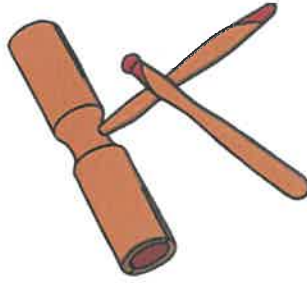

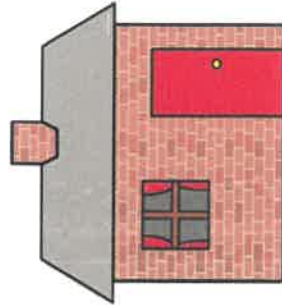
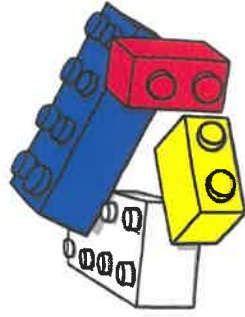


rock

water

Year 1 Everyday Materials

First, match up the objects to their materials by drawing lines between the images and labels.

Next, tick the **hard** objects with a **blue** pencil and the **soft** objects with a **red** pencil.



glass

metal

plastic

fabric

brick

wood

marble

On the lines, write a different object made from each of the materials.

metal _____

wood _____

plastic _____

Pirates