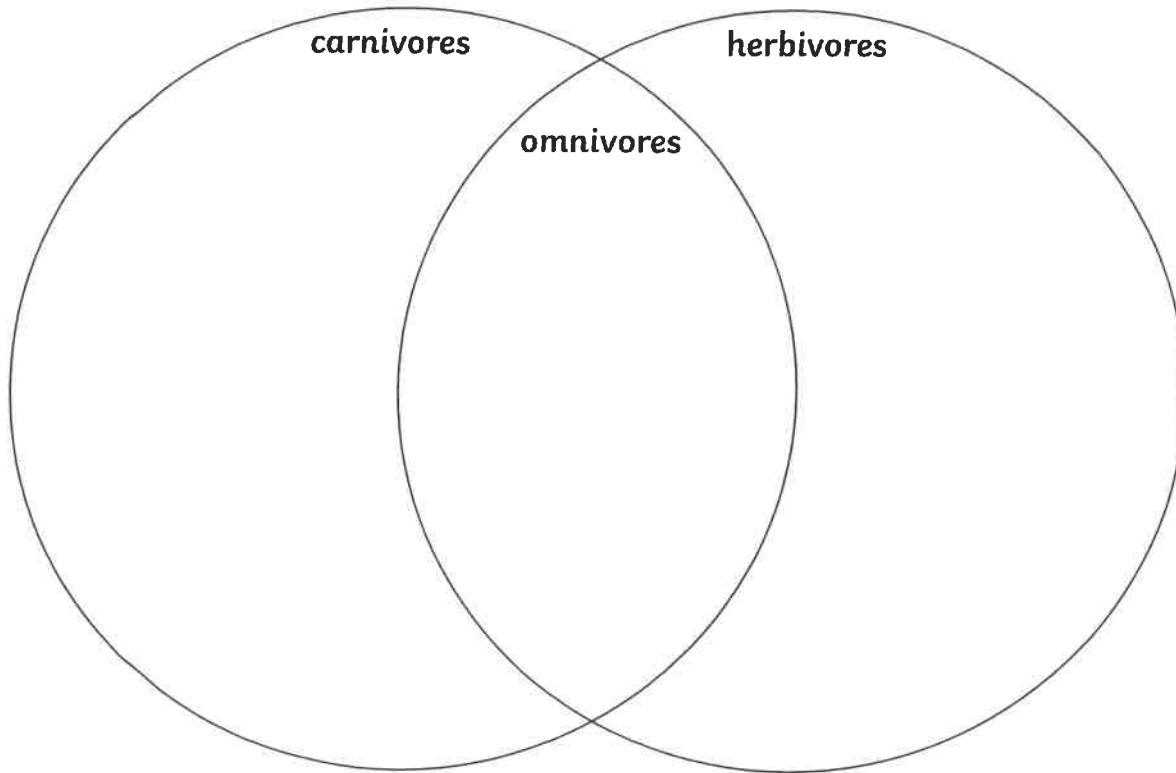


Dinner Time!

Sort the animals into the correct part of the diagram:

lion	frog	hippo	penguin	shark	sparrow	spider
snake	bear	human	cat	cow	sheep	dog



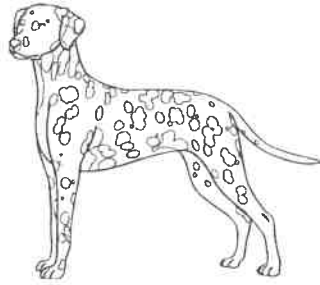
Challenge: Can you find other animals which belong in each group?

Note for parents: In year 1 children begin to learn about what animals eat. This leads on to food chains and teeth. It is important that children learn the meaning of the key words 'carnivore' (an animal that eats meat/fish and usually hunts for its prey, for example a lion), 'herbivore' (an animal that eats plants and vegetation, for example a deer) and 'omnivore' (an animal that eats meat/fish and plants - for example, a human). Encourage your child to find out information about the animals' diets if they are unsure.

knights.

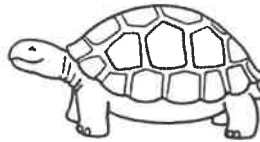

Animal Sorting

These animals are mammals:



Write three things they have in common.

These animals are reptiles:



Write three things they have in common.

Note for parents: Vertebrates are divided into five main groups which have common characteristics. In Year 1, children don't need to know all these characteristics, but should start to think about what the animals may have in common. The five groups are: mammals (warm-blooded, have fur or hair, give birth to live young and produce milk); reptiles (cold-blooded, lay eggs on land, scaly skin); fish (live in water, have gills, lay eggs); birds (warm-blooded, have feathers and wings, lay eggs); amphibians (lay eggs in water, their young have gills and live in water, the adults have lungs and breathe air).

Mermaids


Me and My Body

Write the correct word in each box.

arm
leg
head
face
hand

foot
chest
abdomen
knee
elbow

ankle
wrist
hip
thigh
shoulder



Note for parents: This activity is a great opportunity to learn some of the correct words for different body parts. The challenge section invites children to look at some of the things that are similar and different between humans.

Pirates

Animals and Their Bodies

paw

beak

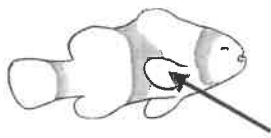


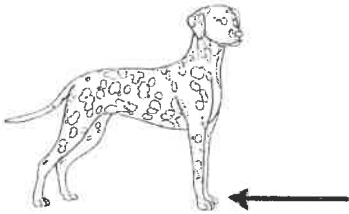
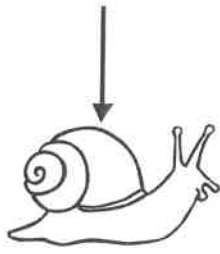
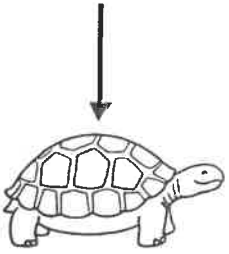
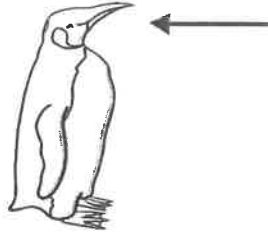

shell

fin

wing

tail

horn

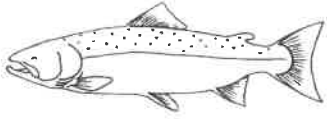


Note for parents: It is important that children learn and use the correct vocabulary for different animal body parts. The challenge section asks children to find animals with more than one of these body parts. Encourage your child to think about whether animals with common body parts have other common characteristics - for example do all animals with fins live in water? Also, challenge them to think about why animals have certain body parts, such as shells and horns.

Superheroes

Name the Animal

Circle the correct name for the animal.




fish
bird
snake




dog
cat
monkey



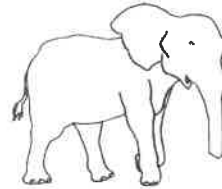
bird
fish
lion



lizard
tortoise
bird



penguin
whale
fly




monkey
elephant
alligator




hamster
dolphin
ladybird




hyena
eel
frog



lion
owl
bat



lizard
butterfly
cat



beetle
sheep
duck



whale
worm
goat

Wizards