


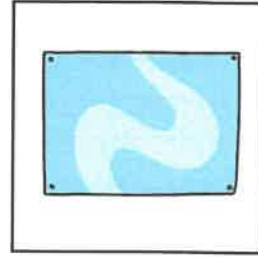
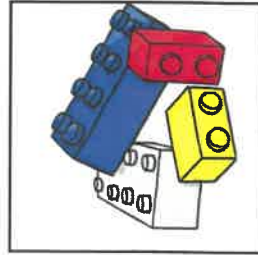
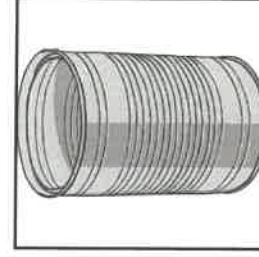
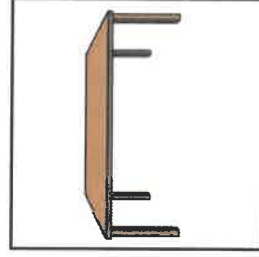
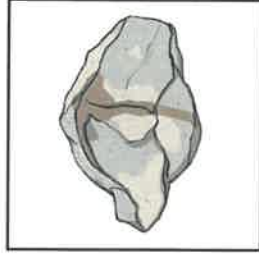

# Objects and Materials

I can tell the difference between an object and the materials it is made from.

Sort the pictures into objects and everyday materials.

Everyday Objects	Everyday Materials

# Objects and Materials



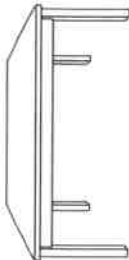




# Objects and Materials

I can tell the difference between an object and the materials it is made from.

Look at the pictures and read the sentences. Choose the right words from the word bank at the bottom of the page to make the sentences make sense.

	The _____ are made from _____ and _____.
	The _____ is made from _____.
	The _____ is made from _____ and _____.

metal	scissors	window	table
glass	wood	plastic	rock



# Objects and Materials

I can tell the difference between an object and the materials it is made from.

Draw and label three objects. Then write a sentence explaining what material/s the objects are made from.








# Object Description

Choose an object from home. In the first box, draw a picture of the object and label it. Then, in the material/s box, draw or write the materials the object is made from. Find 3 more objects to do the same with.

Object	Material/s

# Describing Materials

Look at the materials below. What do you think they feel like? What do they look like? What sound would they make if you hit them? Describe each material in the box on the right, then think about what objects you know of that are made of each material.

Material	Describe the Material	What objects are made of this material?
 <b>wood</b>	<hr/> <hr/>	<hr/> <hr/>
 <b>metal</b>	<hr/> <hr/>	<hr/> <hr/>
 <b>stone</b>	<hr/> <hr/>	<hr/> <hr/>
 <b>glass</b>	<hr/> <hr/>	<hr/> <hr/>
 <b>plastic</b>	<hr/> <hr/>	<hr/> <hr/>
 <b>rubber</b>	<hr/> <hr/>	<hr/> <hr/>