

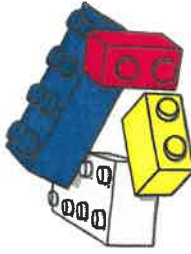



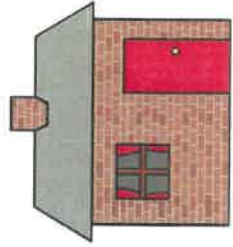


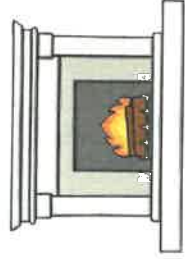
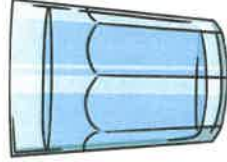



Year 1 Everyday Materials

First, match up the objects to their materials by drawing lines between the images and labels.

Next, tick the **hard** objects with a **blue** pencil and the **soft** objects with a **red** pencil.

- | | | | | | | |
|-------|-------|---------|--------|-------|------|--------|
| glass | metal | plastic | fabric | brick | wood | marble |
|-------|-------|---------|--------|-------|------|--------|

On the lines, write a different object made from each of the materials.

metal _____ wood _____ plastic _____

Wizards e Superheroes

Year 1 Everyday Materials

Fill in the blanks.

The opposite of dull is _____
 The opposite of lumpy and bumpy is _____
 The opposite of waterproof is _____

Keywords: absorbent, smooth, shiny

Look around you. Write down two objects and materials that are:
 rough: _____
 waterproof: _____
 stretchy: _____

Example:
hard: a wooden pencil a wooden shelf

Tick the correct properties for each object. You can tick more than one property for each object.

	bendy	not bendy	transparent	opaque
A wooden chair is....				
A glass window is....				
A paper straw is...				
A stick of chalk is...				
A metal fork is...				

Pirates

Year 2 Uses of Everyday Materials

Fill in the gaps in the sentences below using the words in the word bank.


strong soft waterproof transparent flexible

You can use some words more than once.

Plastic is a good material for a watering can because it is _____ and _____.

Fabric is a good material for clothes because it is _____ and _____.

Glass is a good material for windows because it is _____ and _____.



Wood is a good material for a chair because it is _____ and can be carved.



Rubber is a good material for bike tyres because it is _____, _____ and _____.

Draw a line to match each word to its meaning.

squash

bend

twist

stretch

Hold an object with both hands and turn the hands in opposite directions.

Hold an object with both hands and push the hands together.

Hold an object with both hands and pull the hands away from each other.

Hold both ends of an object with two hands and bring both the ends inwards together.

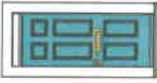
Mermaids

Year 2 Uses of Everyday Materials

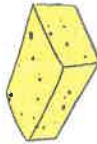
Match the object to the property that makes it suitable for its use.



sandpaper



front door



sponge





absorbent

rough

opaque

How can you change the shape of the following objects?

Tick the correct boxes.

	squash	bend	twist	stretch
sponge 				
socks 				
coin 				
tissue 				

Tick the most suitable materials for the two items below. You may tick more than one.

	metal	ice	glass	chalk	plastic	wood	fabric
fork							
curtains							

Explain why they are the most suitable.

knights