



# 2D Shape Sequences

I can make and describe patterns with 2D shapes and identify where a shape will appear in the sequence.



Colour the next 2 shapes for each pattern.	Colour the 8 <sup>th</sup> shape in the sequence.

















Draw and colour your own 2D shape pattern.	Draw and colour the 10 <sup>th</sup> shape in the sequence.



# 2D Shape Sequences

I can make and describe patterns with 2D shapes and identify where a shape will appear in the sequence.



Draw and colour the next 3 shapes for each pattern. Use a ruler to help you.	Colour the 10 <sup>th</sup> shape in the sequence.
	
	
	
	
	
	
	
	

Draw and colour your own 2D shape pattern.	Draw and colour the 12 <sup>th</sup> shape in the sequence.



# 2D Shape Sequences

I can make and describe patterns with 2D shapes and identify where a shape will appear in the sequence.

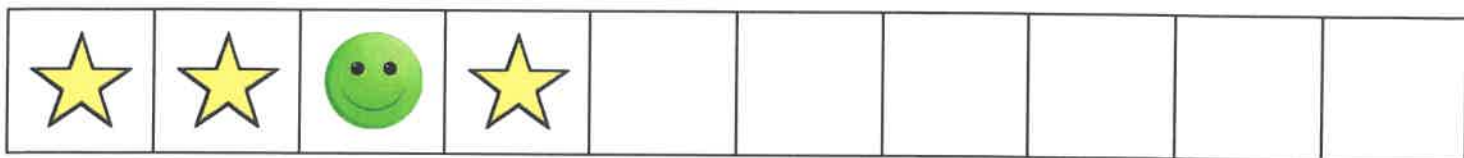



Draw the next 3 shapes for each pattern. Use a ruler to help you.	Draw and colour the 12 <sup>th</sup> shape in the sequence.

Draw and colour your own 2D shape pattern.	Draw and colour the 20 <sup>th</sup> shape in the sequence.

# Find the Pattern

Continue these patterns.



Rosie creates a pattern with coloured beads. Can you draw her pattern on the bead string? It goes yellow, yellow, blue, yellow, yellow, blue...



What colour will the 12th bead be? \_\_\_\_\_

What colour will the 20th bead be? \_\_\_\_\_


Rosie decides to put a green bead between each of the two yellow beads in her pattern. What does her bead string look like now?



What colour will the 12th and 20th beads be now? \_\_\_\_\_

# Treasure Map

Help Pirate Pete find his way to the buried treasure, by following the instructions on the map.



Start at X.

Move 2 squares forward. Rotate clockwise.

Move 1 square forward. Rotate anti-clockwise.

Move 1 square forward. Rotate clockwise.

Move 3 squares forward. Rotate anti-clockwise.

Move 2 squares forward. Rotate clockwise.

Move 2 squares forward. Draw the treasure on the map!

