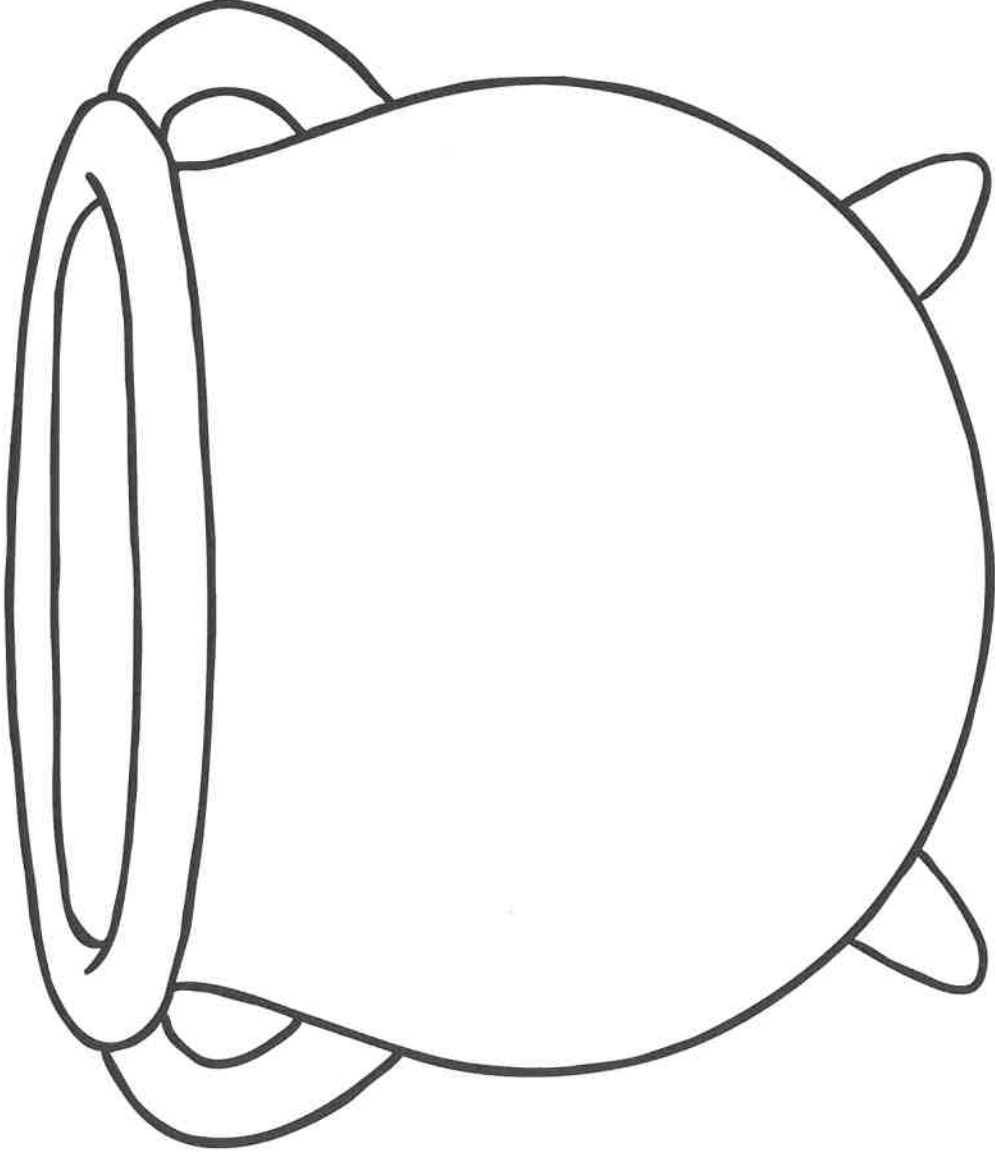


# Halloween Potion Recipe

Can you make a magic potion? Cut out the ingredients and stick them into the cauldron. Then, write a list of the ingredients you've used.

## Ingredients



---

---

---

---

---

---

---

## Secret magic ingredient!

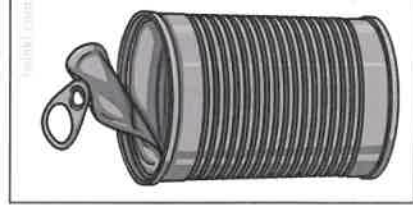
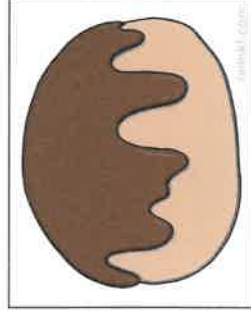

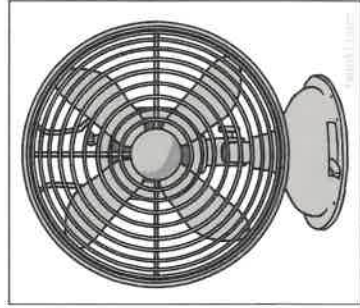
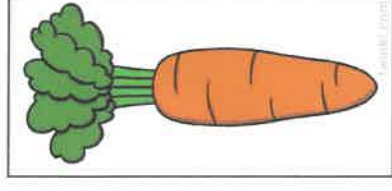
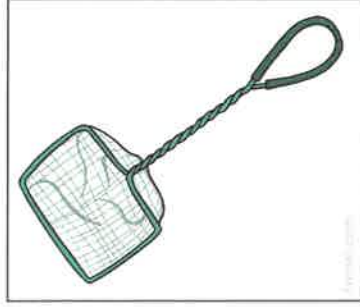
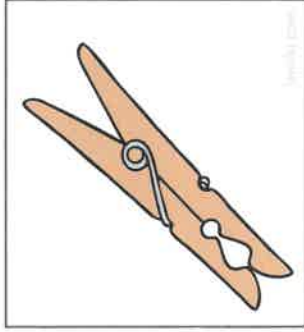
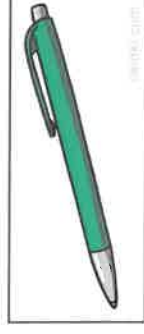

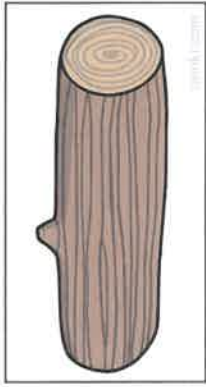


What secret ingredient would you add?




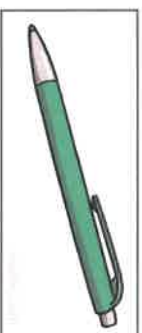

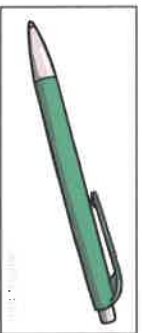






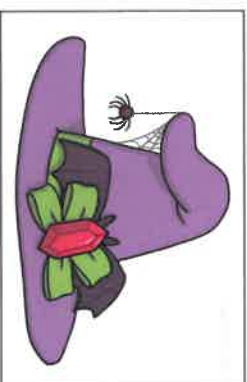

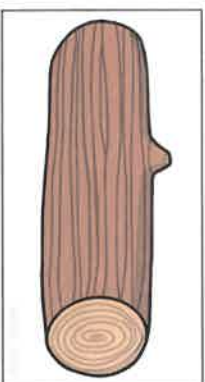
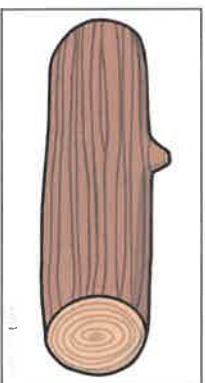
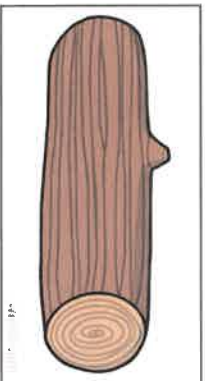
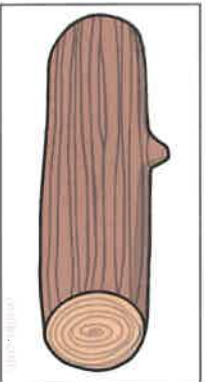
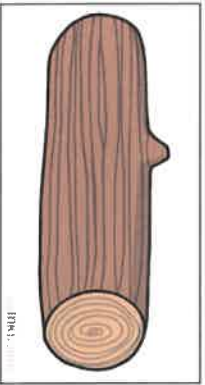
# Halloween Potion Ingredient Cards

These are the pictures included as ingredients: log, hat, web, sock, pen, map, tin, mud, fan, bell, fan, mud, carrot, bun.



# Halloween Potion Ingredient Cards

These are the pictures included as ingredients: log, hat, web, sock, pen, peg, net, map, tin, bell, fan, mud, carrot, bun.



# Halloween Writing Activity

Write a sentence about the Halloween picture.  
Use the boxes at the top to help you.



**H** capital letter



sound it out



finger spaces



full stop



---

---

---

---



---

---

---

---

# Halloween Writing Activity

Write a sentence about the Halloween picture.  
Use the boxes at the top to help you.



**H** capital letter



sound it out



finger spaces



full stop



---

---

---

---



---

---

---

---

# Halloween Writing Activity

Write a sentence about the Halloween picture.  
Use the boxes at the top to help you.



**H** capital letter

 sound it out

 finger spaces

 full stop



---

---

---

---

---

Mermaids







# Describe the Pumpkin



Choose the words that describe the pumpkin.



- spooky
- bright
- orange
- funny
- silly
- round
- bumpy
- hard
- creepy
- friendly
- smooth
- scary
- frightening
- smelly
- yellow
- spiky

Using the words that you have chosen, write some sentences to describe the pumpkin.

---

---

---

---

---

---

---

---

---

---

