

Sensing It

Discuss which sense you would use to do each of these activities. Could some of these activities use more than one sense? Can you use the senses at the same time? Can you think of any other activities which would use these senses?

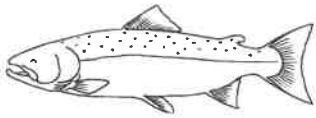


Note for parents: When discussing the five senses with your child, ask them to think about which part of the body they use for each sense. Sight, hearing, taste and smell are specific to the eyes, ears, tongue and nose, but the sense of touch applies to our whole body. If appropriate, talk to your child about how some parts of our bodies are more sensitive than others. For example, your fingertips and tongue have more nerve endings than your elbow.

Wizards

Name the Animal

Circle the correct name for the animal.




fish
bird
snake



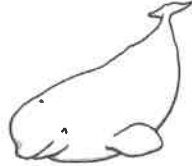
dog
cat
monkey



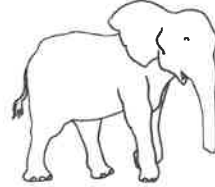
bird
fish
lion



lizard
tortoise
bird



penguin
whale
fly




monkey
elephant
alligator




hamster
dolphin
ladybird




hyena
eel
frog



lion
owl
bat



lizard
butterfly
cat



beetle
sheep
duck



whale
worm
goat

Superheroes

Animals and Their Bodies

paw

beak



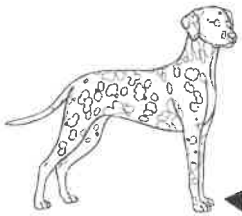
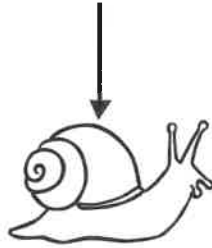
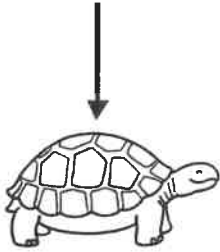
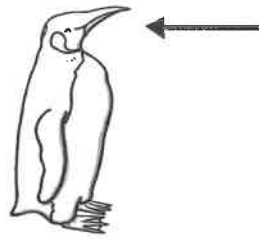
shell

fin

wing

tail

horn





Note for parents: It is important that children learn and use the correct vocabulary for different animal body parts. The challenge section asks children to find animals with more than one of these body parts. Encourage your child to think about whether animals with common body parts have other common characteristics - for example do all animals with fins live in water? Also, challenge them to think about why animals have certain body parts, such as shells and horns.

Pirates

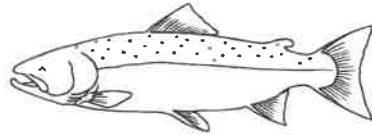

Animal Sorting

These animals are birds:



Write three things they have in common.

These animals are fish:



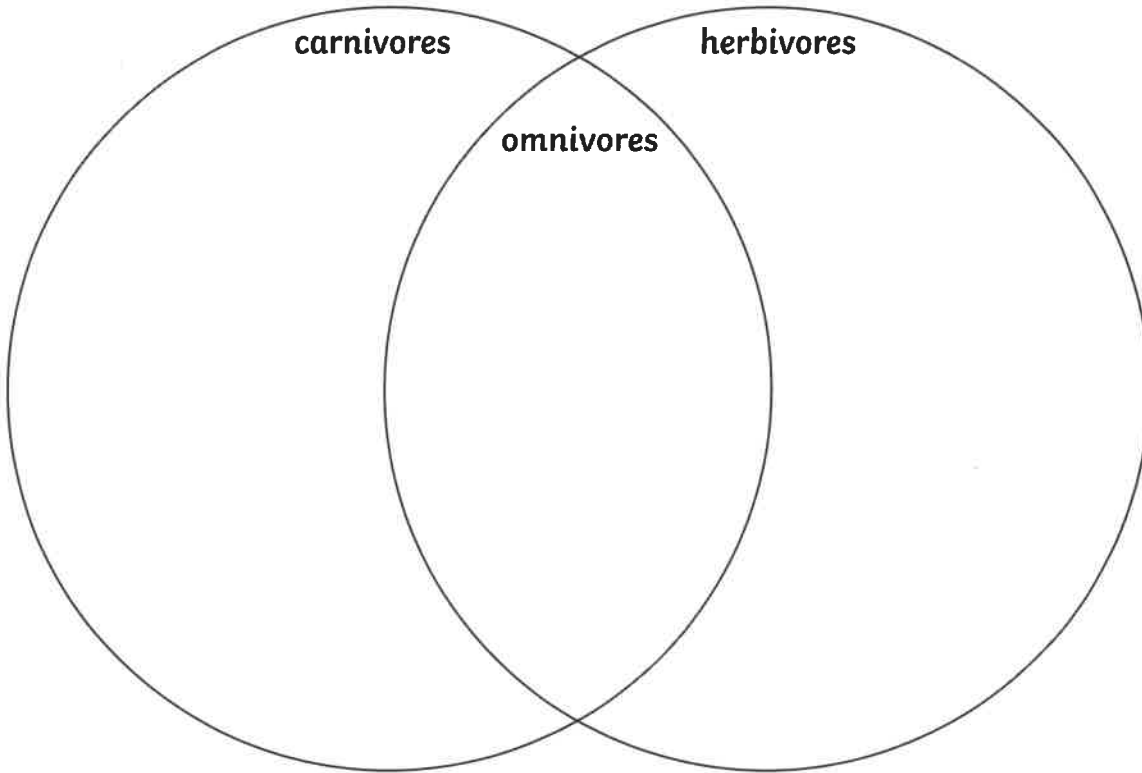
Write three things they have in common.

Mermaids

Dinner Time!

Sort the animals into the correct part of the diagram:

| | | | | | | |
|-------|------|-------|---------|-------|---------|--------|
| lion | frog | hippo | penguin | shark | sparrow | spider |
| snake | bear | human | cat | cow | sheep | dog |



Challenge: Can you find other animals which belong in each group?

Note for parents: In year 1 children begin to learn about what animals eat. This leads on to food chains and teeth. It is important that children learn the meaning of the key words 'carnivore' (an animal that eats meat/fish and usually hunts for its prey, for example a lion), 'herbivore' (an animal that eats plants and vegetation, for example a deer) and 'omnivore' (an animal that eats meat/fish and plants - for example, a human). Encourage your child to find out information about the animals' diets if they are unsure.

knights