

Welcome!

to EYFS...



Reception 2026/27

to EYE...



Dear Parents/Carers,

First of all thank you for choosing Nettlesworth Primary School for the start of your child's education. This pack is for you and your child to use together before starting school in September and it will help identify what we will be doing in our daily routines.

If you have any questions then please do not hesitate to contact me.

Many Thanks,

Mrs Morton ☺



Who we are...

Senior Leadership Team

Mrs D Lee – Headteacher



Mrs R Aspinall – Deputy Headteacher



Mrs L Morton – EYFS Class Teacher, EYFS Lead



Teaching Staff

Mrs L Morton – EYFS Class Teacher



Miss A Grimes– Year 1/2 Class Teacher



Miss C Turnock-Year 3 Class Teacher



Mrs L Edwards – Year 4 Class Teacher



Mrs R Aspinall – Year 5/6 Class Teacher



Mr A Beveridge– PE Teacher



Teaching Assistants

Mrs Y Gallacher – Pupil Premium Learning Support Assistant



Miss C Liddle– Teaching Assistant



Mrs H Moore– Care Assistant/Teaching Assistant



Mrs M Plant– Teaching Assistant



Miss K Eade- Teaching Assistant



Mrs S Nicholson- Teaching Assistant



Non Teaching Staff

Mrs K Peverley – School Admin Officer



Mr D Cooksey – School Caretaker



Mr J Cooke– Caretaker's Assistant



Mrs J Cooke – Lunchtime Supervisor



Miss S Oakley – Chartwells Unit Manager



Mrs L Shanks– Chartwells Kitchen Assistant





Nettlesworth Primary School

Drop off and Collection Procedures

In normal circumstances;

Your child needs to arrive **between 8:30-8:45am**, through the front red door. They need to put their coat on their peg and say their goodbyes outside of the school gate. ***Adults cannot enter through red safety door to ensure high levels of safeguarding at all times – Your child will go straight into their class to be greeted by their teacher.***

On an afternoon the main red doors will be opened at **3.30pm**. Each child will be passed over to a known adult by a member of school staff.

Please note that if you are unable to collect your child from school and you wish for someone else to do this on your behalf, then please notify a member of staff on the morning or telephone school as soon as possible.

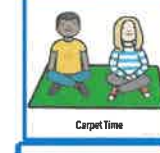




Nettlesworth Primary School

Visual Timetable of our Daily Routines

- Arrive at School
- Assembly
- Class Time
- Play Time
- Class Time
- Lunch Time
- Class Time
- Snack Time
- Home Time





Nettlesworth Primary School

Important Days for Us...

PE Kit

This is a white t-shirt and a black pair of shorts with appropriate footwear.



This needs to be brought into school in **a separate bag and left on your child's peg**, we send them home half termly to save children being left without kit on P.E days.

We do PE twice a week, but these dates differ each half term.

Homework

This will be given out on a **Monday** and we ask if you can bring it back on a **Friday** morning. This is only a small task for the children to complete. The first few weeks the children will not receive any homework.



Reading and Library Books

Please keep these books in your child's school bag and take them out to read at home – **we will change books on a Friday**, however we read multiple times throughout the week with your child 1-1. The first half term children will not receive reading books.

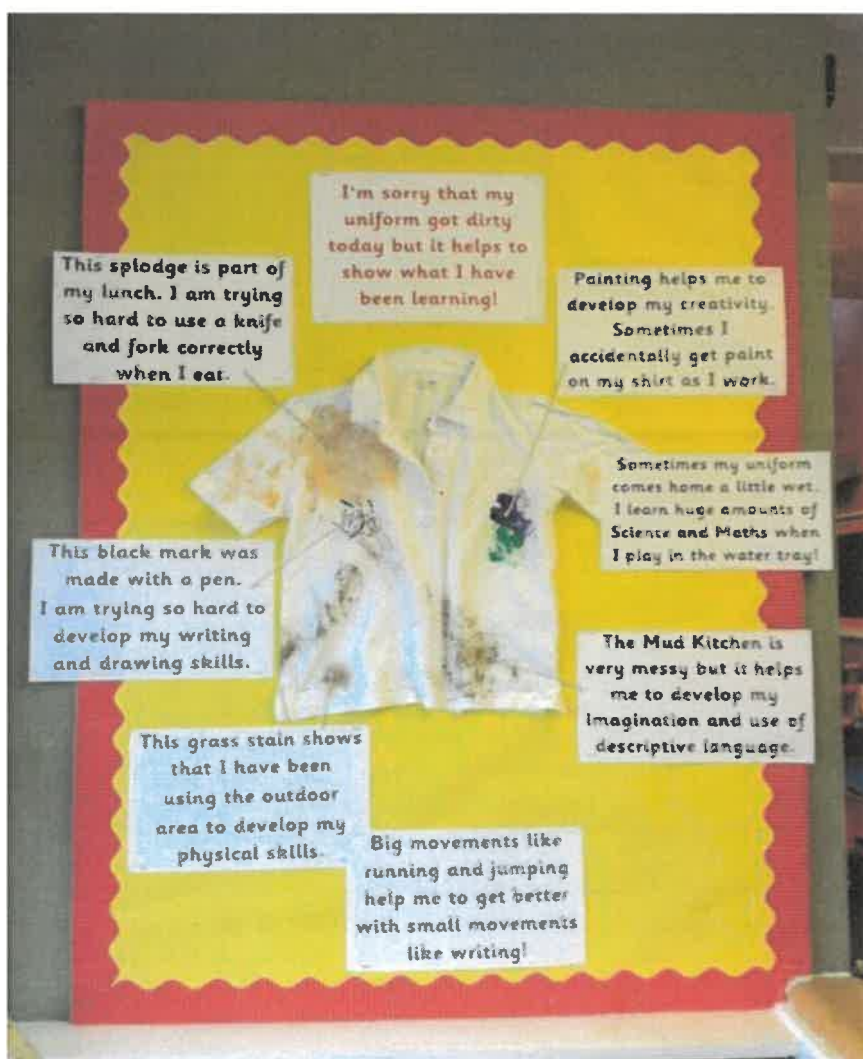




Nettlesworth Primary School

In the Early Years Foundation Stage we spend 50% of our time outdoors. This is part of our curriculum and the weather does not stop us!

This involves going outdoors in all-weather so your child may return home damp and grubby, we provide each child with an in-school thermal, all-in-one wetsuit however **you will need to provide a pair of wellies** that will stay in school under your child's coat peg.





Nettlesworth Primary School

• Our School Uniform

Our school colour is red.

Most children wear the sweatshirt version of uniform with either a white or red polo shirt underneath. Some however prefer to wear a red fleece or cardigan for girls. We also have a red, lined, waterproof school coat for use in Autumn/ Winter. We encourage the wearing of grey or black skirts or trousers and sensible school shoes. We promote independence throughout school, for all of our children. Children need to be able to take off and put on their own shoes without adult support, therefore velcro fastening shoes can be worn by children who are unable to tie shoe laces.



• How to Order

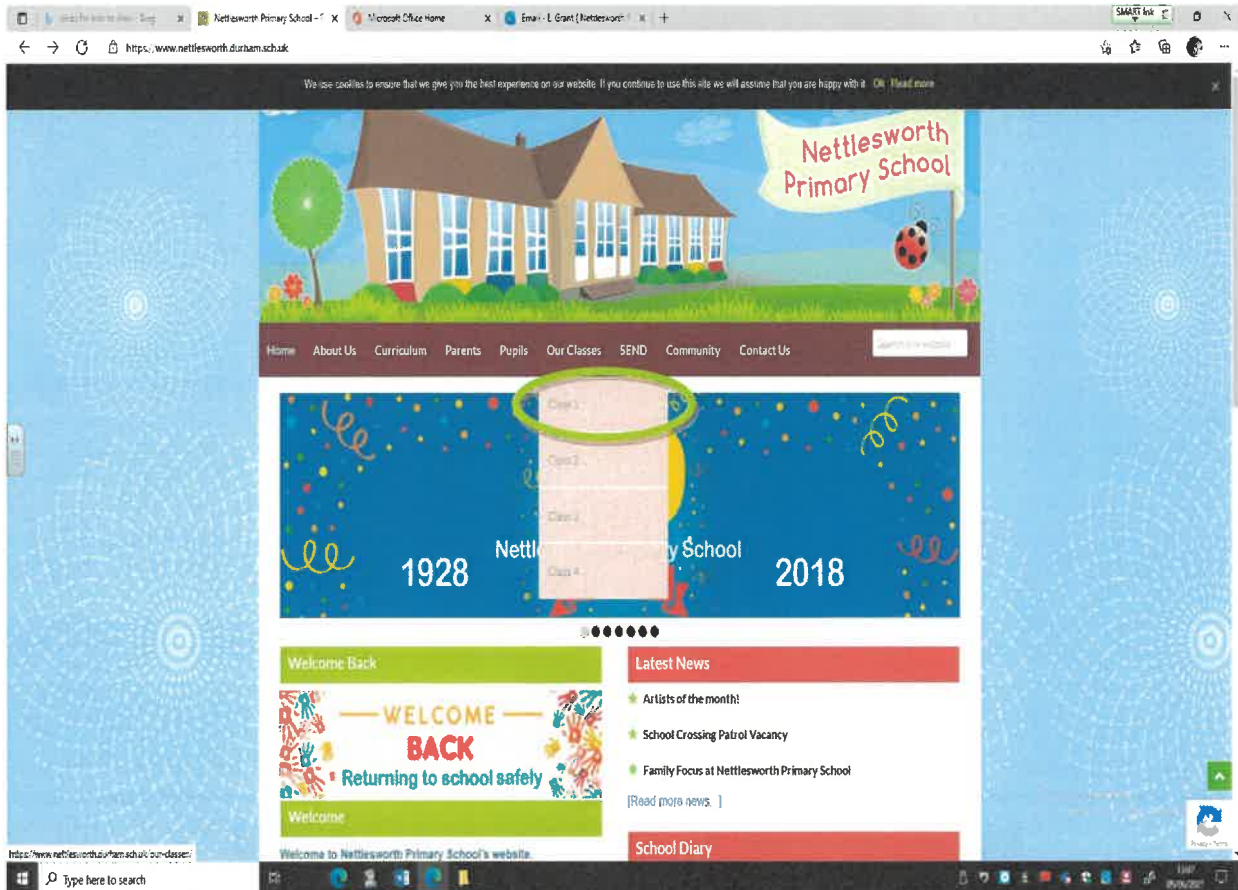
To order uniform for School Children please follow the link below. Orders are placed directly with Tots to Teams but can still be posted to school if this is more convenient.

<https://totstoteams.com/schools/nettlesworth-primary-school?search=nettlesworth>



Nettlesworth Primary School

[Check out our Blog:](#)



1. In google go onto the Nettlesworth school website:
www.nettlesworth.durham.sch.uk
2. Click onto the link at the top 'Our Classes'
3. From the drop down menu select 'Class 1'





Nettlesworth Primary School

The screenshot shows a web browser window with the URL <https://www.nettlesworth.darham.sch.uk/our-class/es/days-1/>. The page content is as follows:

Class 1
Class 1 is home to the youngest children in our school.

We have a small group of EYFS children who work alongside their class teacher Mrs Morton

Mrs Hill and Mrs Hindmarch provide Learning Support, with weekly visits from Mrs Gallacher who works specifically with all of the Pupil Premium children across the whole school! Consequently she can be found in all four classes on a regular basis!

The children in Class 1 take part in a fun and exciting child initiated curriculum which allows them to explore topics in a practical and hands on way. Some of the work they do takes place outdoors and the children are encouraged to take a high degree of ownership of their learning. They take a full part in all of the things that we do in school and often provide us with many instances of wonderful work and achievement.


- [Class 1 Timetable EYFS](#)
- [EYFS Outside Play Policy 2020](#)
- [Curriculum Design Statement 2020-21](#)

Class Activities
Have a look at the things Class 1 have been up to by clicking on the link below

- [Class 1 Activities](#)


Class Charter
This is our agreement. We chose 4 UNCR articles that were important to us. We agreed actions between children and adults to make sure that these rights are realised. One of the articles which we felt were important to us was

Article 24
All children have the right to clean water.



4. Scroll down to find the blue link ‘

Here is a picture of me:



Transition



Passport



My name is _____.

I like to be called _____.

My birthday is _____.


I am _____ years old.

Soon, I will be starting at _____.

I will be in _____ class.

My Family

Draw a picture to show the people (and pets!) who are special to you. You could write their names too.



A message from my grown-ups.

Is there anything else you would like us to know about your child?


**These are some things that I am good at
and that I enjoy.**

--


--

--


--




My Favourite Things




My favourite book or story




My favourite song




My favourite TV programme




My favourite film




My favourite game is...




My favourite toy



My favourite place



My favourite food



My favourite animal

Letter Formation Practice Sheet

a b c d e f g h i
j k l m n o p q r
s t u v w x y z

My 0-10 Number Formation

0 1 2 3 4 5 6 7 8 9 10

My 0-10 Number Formation

0 1 2 3 4 5 6 7 8 9 10

My 0-10 Number Formation

0 1 2 3 4 5 6 7 8 9 10

My 0-10 Number Formation

0 1 2 3 4 5 6 7 8 9 10

